



# Make an Obstacle Course for Your Pals!



## The Paddock PALapalooza!



Check out the challenges on the next page!

An obstacle course is like a fun playground for real horses where they learn to be strong, flexible, and great listeners. It's also a super cool way to have fun with your Pals!

We've loosely based this course on the American Horseman Challenge Association (AHCA) events where all ages of riders and breeds of horses are welcome to compete.

**Are you ready to create your own PALapalooza obstacle course?  
Your Pals are ready to show their stuff!**

[PaddockPals.BreyerKids.com](http://PaddockPals.BreyerKids.com)



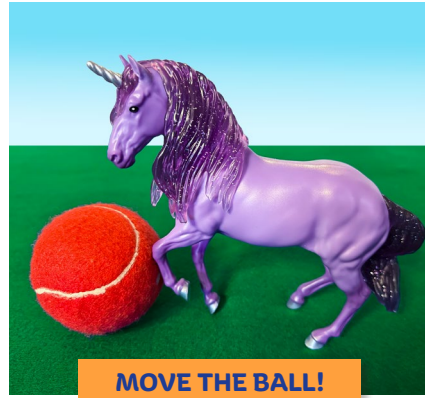
# Let your crafty imagination run wild!

Pick any ideas you like to create your own PALapalooza obstacle course.



**GET A JUMP ON!**

Can your Pal jump over a bar like **Mousse**? We used packing materials and a painted cardboard tube! You can also use recycled cans, yogurt cups and string!



**MOVE THE BALL!**

Let's see your Pal move the ball like **Concord** using its front or back legs! We borrowed our dog's ball, but any ball can work. Imagine a basketball!




**PASS ON THROUGH!**

See how **Latte** navigates through a small opening without touching the sides. We filled two bottles with water and food coloring. You could use milk cartons, or soda cans.




**MAKE A SPLASH!**

Get your Pal's feet wet like **Sugar Sparkle** in a water challenge. We cut blue paper into waves inside a recycled container. Use any plastic container your Pal can fit in.



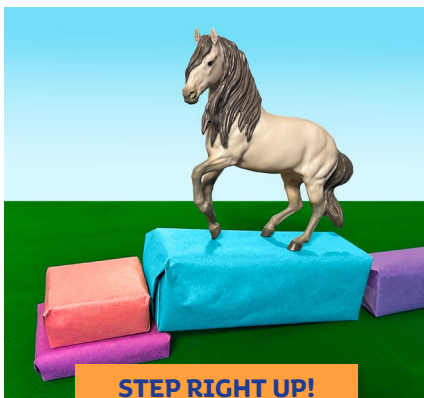
**BALANCE & BOOGIE!**

Can your Pal balance and dance on an uneven surface like **Chili**? We used three painted toilet paper rolls. Paper towel rolls will work too!



**WALK THE LINE!**

We challenged **Mara** to navigate a curvy path; and she was just Mara-Velous. Your Pal can do it too! We used jelly jar lids. You might also try bottle caps or coins!




**STEP RIGHT UP!**

Make an imaginary mountain trail for your Pal! We used a few boxes wrapped with construction paper for **Truffle**. Cereal boxes, spaghetti boxes, shoe boxes, or books could be really nifty!



**DASH AND DODGE!**

**Biscuit** needed courage to move through this unpredictable challenge! We used spools, straws, string, and balloons, but plastic bottles, ribbon, yarn and buttons make something cool too.



**JUMP FOR JOY!**

See **Lemon Drop** take on this bump in the road! We made ours from dice, but you could also use toy blocks, checker pieces, or dominoes!